


C. N. GRIVAS

Happy Kids

Junior


A



Happy Kids

Junior

A

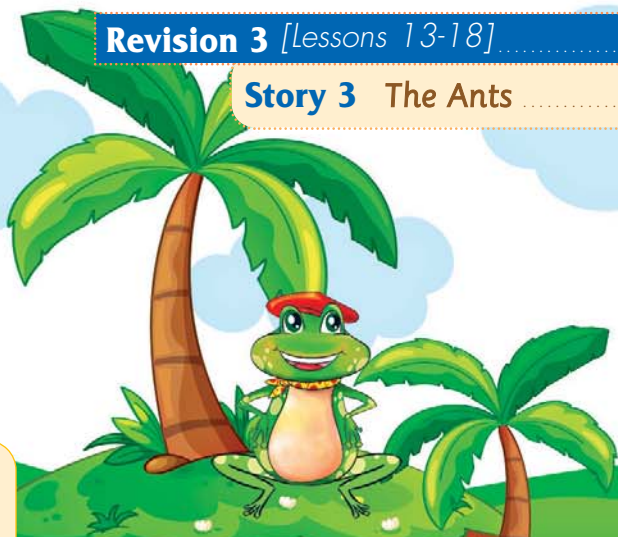



Coursebook



Contents

Lesson 1	Ready for School [a / an]	8
Lesson 2	At School [This / That –That’s]	10
Lesson 3	In the Classroom [What’s this / that? It’s a / an ...]	12
Lesson 4	My Family [my, your, his, her, its]	14
Lesson 5	Be careful, Billy! [our, your, their]	16
Lesson 6	Kids’ Corner My Pet [The possessive case]	18
Revision 1 [Lessons 1-6]		20
Story 1 I’m the Best!		22
Lesson 7	Billy’s House [I am (I’m) / You are (You’re) / He is (He’s) / She is (She’s) / It is (It’s)]	24
Lesson 8	Where’s Iggy? [Am I / Are you / Is he / Is she / Is it? – Yes, I am / No, I’m not ...– isn’t.]	26
Lesson 9	Our Doll’s House [These are / Those are – Numbers (1-10) – Plurals: -s]	28
Lesson 10	In Town [We are / You are / They are]	30
Lesson 11	On the Train [Are we / Are you / Are they? – Yes, we are. / No, we aren’t.]	32
Lesson 12	Kids’ Corner In London [I’m not / You aren’t / He isn’t ... – We / You / They aren’t.]	34
Revision 2 [Lessons 7-12]		36
Story 2 Bears in the City		38
Lesson 13	The Birthday Party [Plurals: -es, -ies]	40
Lesson 14	A Funny Dance [There is / There are – Numbers (11-20)]	42
Lesson 15	Suzu’s Birthday [Some / Any]	44
Lesson 16	At the Zoo [Can / Can’t]	46
Lesson 17	Spike can run fast [Can I? Yes, I can. / No, I can’t.]	48
Lesson 18	Kids’ Corner At the Show [Irregular Plurals]	50
Revision 3 [Lessons 13-18]		52
Story 3 The Ants		54





Lesson 19	The Monsters [Have got (Affirmative)]	56
Lesson 20	Iggy's Good Friends [Have got (Negative / Question – Short answers)]	58
Lesson 21	Carnival Time [Present Continuous (Affirmative)]	60
Lesson 22	In the Park [Present Continuous (Negative)]	62
Lesson 23	The Snowman [Present Continuous (Questions - Short answers)]	64
Lesson 24	Kids' Corner The Weather [Present Continuous (All forms)]	66

Revision 4 [Lessons 19-24] 68

Story 4 **Jed's New Clothes** 70

Lesson 25	The School Garden [Imperative]	72
Lesson 26	Every day, I ... [Simple Present (I / You / We / You / They)]	74
Lesson 27	Do you like Quizzes? [Simple Present (Questions – Short answers)]	76
Lesson 28	Billy's Day [Simple Present (He / She / It – ... o'clock)]	78
Lesson 29	Billy's Questions [Simple Present (He / She / It – Questions – Short answers)]	80
Lesson 30	Kids' Corner The Days of the Week [Simple Present (Negative all persons)]	82

Revision 5 [Lessons 25-30] 84

Story 5 **The Dolphin** 86



Revision Practice in Vocabulary, Grammar, Speaking, Listening and Writing Skills

Practice 1	Our New Friends	90
Practice 2	Kevin's Tooth	92
Practice 3	Chang's Party	94
Practice 4	Mr Green's Day	96
Practice 5	On the Beach	98

Christmas Carols 100

Celebrations [It's Christmas]	102
[It's Easter]	104




The

Happy Kids

SONG





Sing!

We're the Happy Kids
One, Two, Three
Lizzy, Joe, Iggy and me

We're the Happy Kids
One, Two, Three
All as happy as can be.

Welcome to Happy Kids!

Γεια σας παιδιά
και καλώς ήρθατε στο *Happy Kids*.

Είμαι ο *Iggy* και είμαι το βατραχάκι του *Billy*.
Η *Lizzy* και ο *Joe* είναι φίλοι μας. Μαζί θα σας
βοηθήσουμε να κάνετε τα πρώτα σας βήματα
στον κόσμο της αγγλικής γλώσσας.

Διασκεδάστε παρακολουθώντας τι κάνουμε
στην καθημερινή μας ζωή και ανακαλύψτε
πόσο εύκολο και ευχάριστο είναι
να μάθετε να μιλάτε και να γράφετε
στην καινούρια αυτή γλώσσα.

Ο *Billy*, η *Lizzy* και ο *Joe*
θα σας πουν περισσότερα.



Billy

Σ' αυτό το βιβλίο
θα σας δείξω
το σπίτι μου,
την οικογένειά μου και
την πόλη που ζούμε.

Lizzy

Ναι, και θα
επισκεφθείτε
το σχολείο μας όπου
θα συναντήσετε την
αγαπημένη μας
δασκάλα, την Miss
Bell.

Joe

Σας προσκαλούμε
σε ένα επεισοδιακό πάρτι
γενεθλίων αλλά και σε εκδρομές
στο πάρκο, στο ζωολογικό κήπο
και σε πολλά άλλα
συναρπαστικά μέρη.

Η ιστορία μας αρχίζει με την πρώτη μέρα του Billy
στο σχολείο μετά τις καλοκαιρινές διακοπές.
Έξω βρέχει και ο Billy φτιάχνει την τσάντα του. Ο Iggy ...



Ready for School



book



notebook



pencil



rubber



1 Read and match.

pencil

b

1 notebook



2 book



3 rubber



b




c



d



an + a, e, i, o, u



a book



a rubber



a frog



an apple



an orange



an umbrella

2 Write a or an.

.....^a chair

2 bag

4 umbrella

1 apple

3 orange

5 pen

Play

3 Look and say.

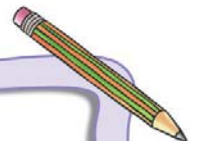
① a book

② a book and an orange

③ a book, an orange and a pencil



4 Sing.



An umbrella and a rubber
And an apple and a bag
A pen and a pencil too.
Cool! I'm ready for school
Cool! I'm ready for school






At School



desk




board



computer



teacher




1 Read and circle.



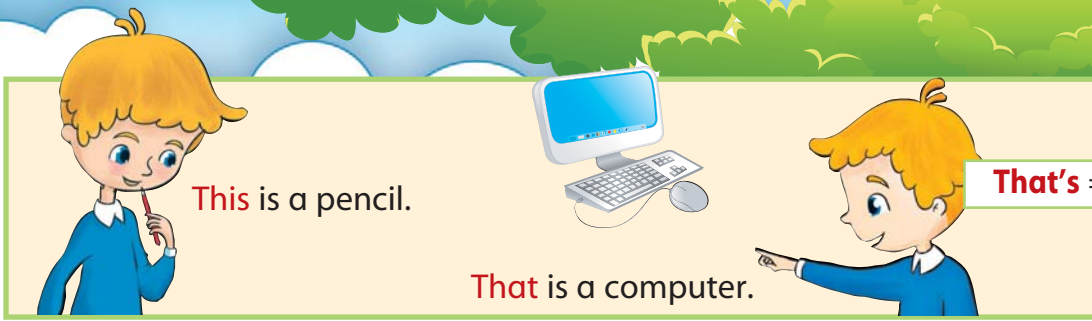
desk / chair




1 computer / desk



2 teacher / board



2 Write This or That. Then colour.



1 is a yellow umbrella.


..... is an orange bag.



2 is a green apple.

..... is a brown rabbit.

3 Listen and number. Then write.



1 **teacher**

2

3

4

5

4 Draw and say.

This is a dog.
That is a cat.



3

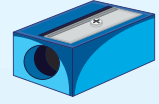
In the Classroom



ruler



pencil case



pencil sharpener

Miss Smith: Good morning, children.

Children: Good morning, Miss Smith.

Miss Smith: Sit down, please and look at the board. What's this, Tania?


Tania: It's a ruler. It's a brown ruler.

Miss Smith: Yes. And, what's this, Susan?

Susan: It's a pencil case. It's an orange pencil case.

Miss Smith: What's that, Sam?

Sam: Er ..., it's a pencil sharpener. It's a green pencil sharpener.



1 Read and write: Miss Smith • Tania • Susan • Sam

Sit down, please. **Miss Smith**

It's a brown ruler. **1**


Look at the board. **2**

It's a pencil case. **3**

It's a green pencil sharpener. **4**


What's this?

It's an egg.



What's that?

It's a box.



What's = What is

It's = It is

2 Write: it's, what's, this.

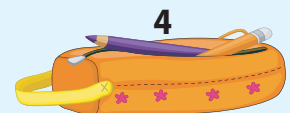
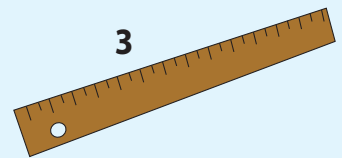
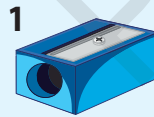


1 What's ?
..... a pencil.



2 that?
..... a book.

3 Look and say.

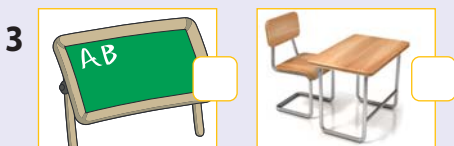
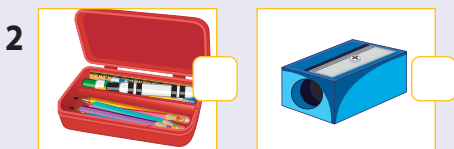



5 Sing.

What's this?
It's a red, red fish.
What's that?
It's a black, black cat.


A cat in a hat
And a fish on a dish
And the cat in the hat
And the fish on the dish
The cat with the dish
And then ... oops! No fish!

4 Listen and tick (✓).





My Family




1 Read and complete.

1 Look at my p....., Joe.

3 That's my s....., Molly.

2 It's my f.....

4 Look at your f....., Billy!



my frog



your pencil



his bag



her hat



its nest


2 Circle.



Look at **his / her** bag.



1 This is **my / her** ice cream.



2 That is **her / his** yo-yo.



3 This is **your / its** watch.



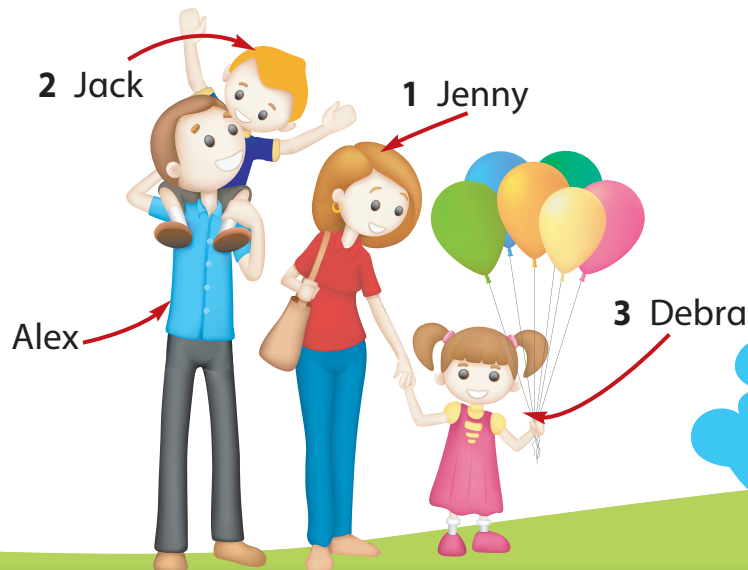
4 That is **her / his** computer.



5 That's a dog. Look at **your / its** silly hat.


3 Look and say.

Hello!
I'm Philip and this is my family. This is my dad, Alex. This is my mum, ...



5

Be careful, Billy!



biscuits



grandpa



grandma



lamp



1 Read and match.



1 d



2



3



4

a Here's your milk and biscuits.

b Be careful, Billy!

c Phew! The lamp.

d Oh no! Our biscuits.

2 Look and write.

brother • grandma • mum • sister • dad • family • grandpa

My family.....

1 My

2 My

3 My

4 My

5 My

6 My

This is me

our rabbit your ice cream their grandma

3 Write: our, your, their.

- 1 – Here's milk, Julie.
– Thank you.
- 2 – Who's that?
– It's Penny and Jim with grandpa.
- 3 – Who's that?
– It's me and my sister with cat.
-

4 Sing.

My name's Emily
Emi-Emily
This is my happy, happy family
This is my dad, my mum
My brother, Sam
My grandpa, Tom
And grandma, Pam

My Pet



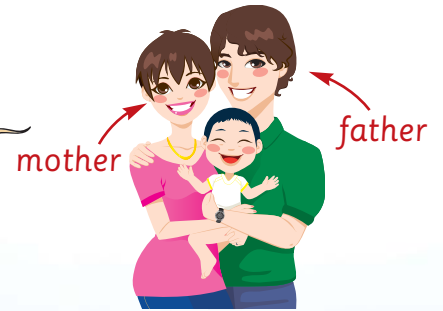
parrot



kitten



mouse



1



Hello! My name is Cindy and this is my pet. It's a small white mouse.

2



This is Jason with his mother, father, sister and their small grey kitten, Smoky.

3

This is Helen's orange, green and blue parrot.



4 Hi! I'm Fiona and this is my white rabbit, Tootsie. It's very sweet.



1 Read and match.


- | | | |
|-----------|---|------------|
| 1 Helen's | • | • a kitten |
| 2 Jason's | • | • b mouse |
| 3 Fiona's | • | • c parrot |
| 4 Cindy's | • | • d rabbit |



2 Look and say. Then write.



- What's this?
- It's **Paul's book**.



1 - What's that?
- It's



2 - What's that?
- It's



3 - What's this?
- It's

3 Listen and number.



4 Colour the parrot. Then write about it.

This parrot is
.....,
..... and
..... It's
very




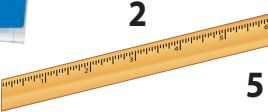

Revision 1

Lessons 1-6







1 Look and write. book • ~~notebook~~ • pencil • rubber • ruler • desk • board

DOWN ↓

1  2  3 

ACROSS →

4  5  6  7 

1 n
o
t
e
b
o
o
k

2 ○
○
○
○
○
○
○
○
○
○

3 ○
○
○
○
○
○
○
○
○
○

4 ○
○
○
○
○
○
○
○
○
○

5 ○
○
○
○
○
○
○
○
○
○

6 ○
○
○
○
○
○
○
○
○
○

7 ○
○
○
○
○
○
○
○
○
○

2 Look and write.

grandpa • family • brother • sister • ~~picture~~ • dad

Hi! I'm Pete. Look at this picture It's my

1 This is my grandma,


Millie and my 2,

Jeff. This is my mum, Sue,

my 3, Bob,

my 4, Penny,

my 5, Dan, and me.



3 Look and write.

Hi! I'm Sally and this is my  r abbit

It's  1 g..... and  2 w.....

And look! This is my  3 p.....

It's  4 o.....,  5 g..... and

 6 y.....

4 Match.

Look at d a morning.

1 Good b careful.

2 Sit c your milk.

3 Be d my picture.

4 Here's e that?

5 Who's f down.

5 Write this or that. Then write a or an.

What's **this** ?
It's **a** watch.



1 What's ?
It's ice cream.



2 What's ?
It's pencil sharpener.



3 What's ?
It's egg.



4 What's ?
It's lamp.



7 Look and write.



It's **Jenny's** bag. 2 It's umbrella.

1 It's pen. 3 It's computer.

6 Circle.



Here's **your** / her ice cream, Alex.



1 Look at **his** / its nest!



2 That's Mary with **his** / her dad.





3 Look at **my** / its mouse.



4 This is me and my brother with **our** / their kitten.



5 That's Kate and Jim with **her** / their grandma.



7

Wait! Come here, pencil. Come here, ruler.




8




9

Oops! Now, the rubber.




10

And the pencil sharpener.



11

Nice picture, Roger!



Thank you, Miss.


12



Wow! WE'RE THE BEST!

Read and match. Who says ... ?

- 1 What's that, Roger?
- 2 This is my new pencil.
- 3 Nice picture, Roger!



Happy Kids

HAPPY KIDS is an innovative new coursebook series specifically designed to offer young learners both an enjoyable and stimulating learning experience as they join Billy, his pet frog, Iggy, and their friends, Lizzy and Joe on their exciting adventures.

HAPPY KIDS series features:

- a carefully graded syllabus which introduces children to the English language in an easy to understand way.
- a variety of fun, interactive exercises which enable children to develop their confidence in the areas of **reading, writing, speaking** and **listening**.
- regular **revision lessons** to test the knowledge children have gained.
 - **five short animal stories** followed by fun activities.
 - **five practice skills** lessons at the back of the book which aim to consolidate children's knowledge.
 - lively entertaining songs.

Components [for the Student]:

- Starter • Coursebook
 - Workbook
- Words & Grammar
 - Test Booklet
- Interactive e-book

Components [for the Teacher]:

- Coursebook • Teacher's Guide
 - Workbook • Words & Grammar
 - Flashcards • Posters
 - Test Booklet • Audio CDs
 - IWB Software
-
-

ISBN 13: 978-960-409-896-5



9 789604 098965

 **GRIVAS**
publications